


Barium Enema Tips & Accessories

Introduction	
Barium Enema	99
Enema Tips	
Standard Enema Tips	100
Cuffed Enema Tips	100
Enema Bags	
Epiflex Enema Bag	100
Accessories	100



Introduction

A Barium Enema or also known as lower gastrointestinal series is commonly used to examine the colon (large intestine) and assess bowel health. In a healthy colon the barium sulphate liquid would coat the bowel highlighting the normal contours and position which are not shown via normal X-Rays.

Barium enemas can help to diagnose any possible problems such as:

- Cancerous and Non-Cancerous Polyps
- Ulcers
- Diverticulitis
- Ulcerative Colitis

Barium Sulphate is suspended in liquid form and mixed thoroughly before administration. The liquid is contained within a 2L bag which is positioned at a height which allows for gravity to evacuate the bag through the outlet tube. The outlet tube is connected to a suitable enema for the patient and is inserted into the rectum.

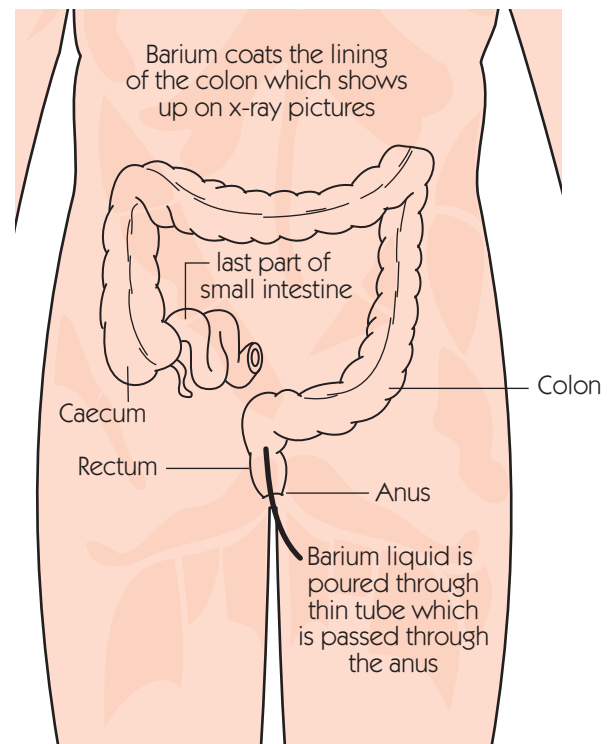
Various types and sizes of enemas are available depending on the tonacity of the patients muscles. These include:

- Plain Tip
- Plain Tip with Air Line
- Cuffed Tip
- Cuffed Tip with Air Line

When the enema is in situ, the barium travels the tube into the colon coating the bowels. X-rays can be taken with the patient being moved into various positions to provide different views. Barium is a radiopaque contrast medium which X-rays do not pass through providing a clear image for the radiographer.

At this point it may be necessary to have a double contrast exam in which air is puffed into the colon to distend it providing clearer images. This depends on individual patient requirements.

Flexicare have developed a range of Barium Enema Tips and Accessories providing clinicians a wide choice suitable for patient requirements, ensuring maximum comfort during this procedure. All Flexicare products are latex free to prevent any possibility of allergic reactions.



Barium Enema Tips & Accessories

Epiflex is our range of barium enema tips, bags and accessories providing clinicians with maximum choice. Flexicare offer a wide range of enema tips with a choice of cuffed or uncuffed depending on the procedure required.



Smooth Tip

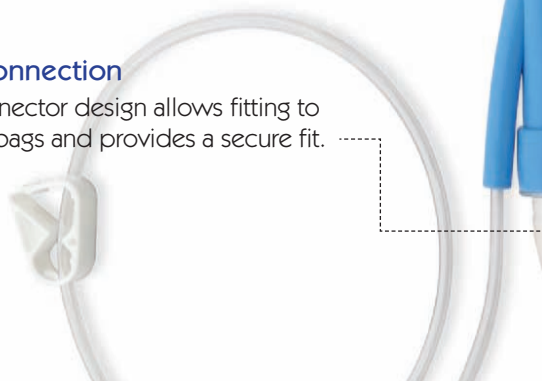
The rounded edge design of the tip and soft material reduces the risk of injury to the patient.

The Tips are offered with and without cuff.



Universal Connection









Stepped connector design allows fitting to most enema bags and provides a secure fit.



Enema Bag

The Epiflex barium mixing bag with its large snap fit cap, makes it easy to fill the bag. The floating ball fitted in the outlet tube prevents barium lumps entering the tube before it is mixed. The outlet tube is fitted with a slide clamp to allow easy opening and closing.



	PRODUCT CODE	DESCRIPTION	PACK SIZE
	01-Q11	Cuffed Enema Tip with Air Line and Non-Return Valve	10
	01-Q06	Cuffed Enema Tip	10
	01-Q09	Standard Enema Tip with Air Line and Non-return Valve	10
	01-Q08	Standard Enema Tip	10
	01-Q07	Extra Large Enema Tip with Air Line and Non-Return Valve	10
	01-Q12	Enema Bag	10
	01-Q15	Single Shot Cuff Indicator	10
	01-Q14	Blue Air Puffer	10